



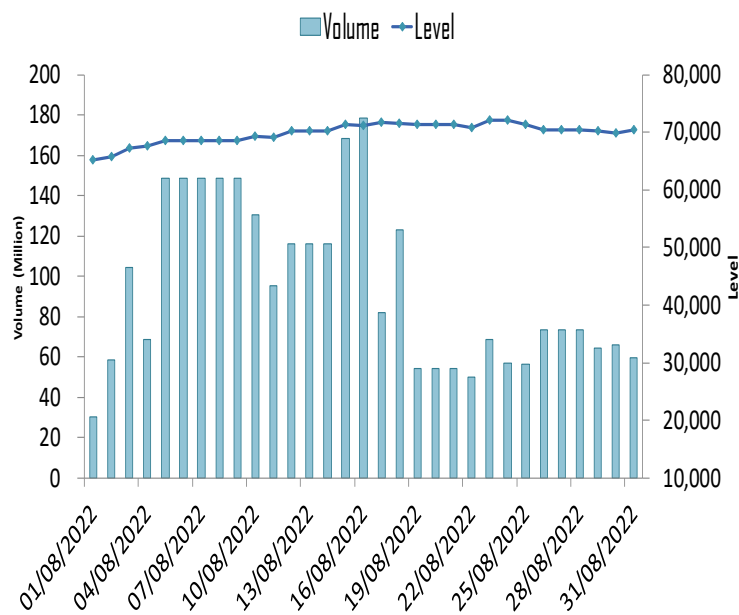
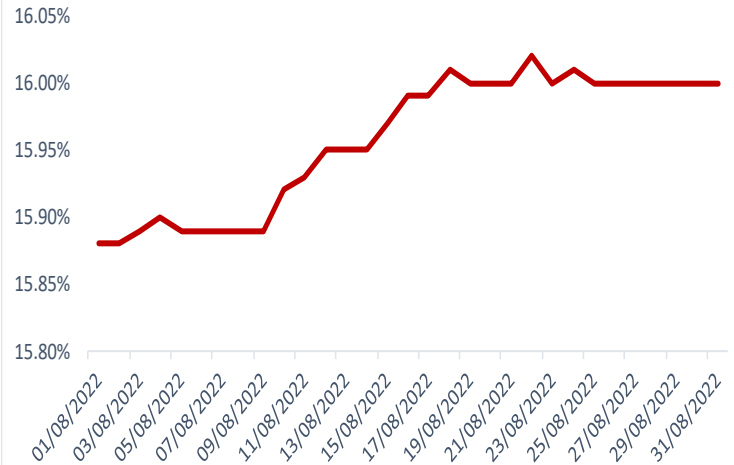
# INVESTMENT MATTERS

## Market Review

### Debt Market Review:

- Benchmark lending rate - 6m KIBOR - increased by 0.17% to 16.00% over the month. The latest weighted average yield for T-Bills stand at 15.84%, 15.84% and 15.93% for 3m, 6m and 12 m.
- CPI for the outgoing month was 27.20% compared to 24.90% for the previous month.

### 6M KIBOR



### Equity Market Review:

- KMI-30 Index increased by 7.49% over the month to end at 70,347 points. Average daily volume increased over the last month to 95m. Foreign selling of about US\$ 5.40 Million (net) was witnessed over the month.

### Currency & Commodity Review:

- The USD decreased over the month, closing at PKR 218 in the open market.
- Average crude prices decreased approximately 12.26% from the previous month to end at US\$90.09 (WTI) & US\$96.55 (Brent) per barrel.

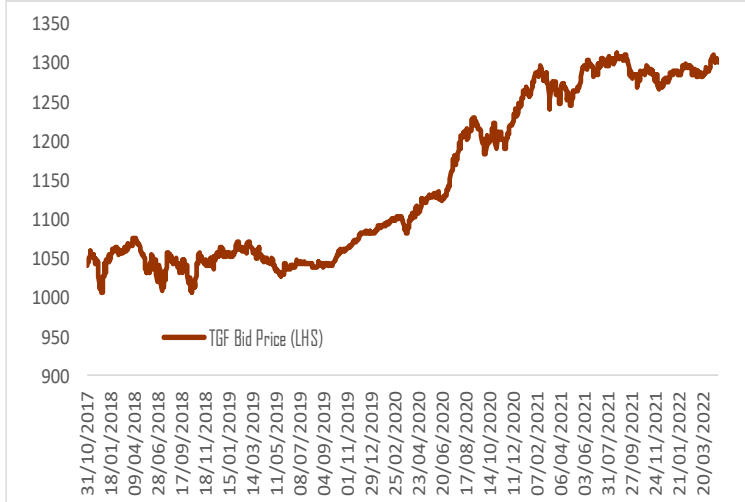
## Takaful Growth Fund (TGF)

### Fund Objective:

TGF aims to provide stable returns with low volatility and a low to moderate risk profile.

TGF invests in Shariah-compliant (i) deposits, (ii) Certificates of Investment (COI), (iii) government and corporate sukuk, and (iv) equities

### TGF Bid Price and Returns:



### Fund Information:

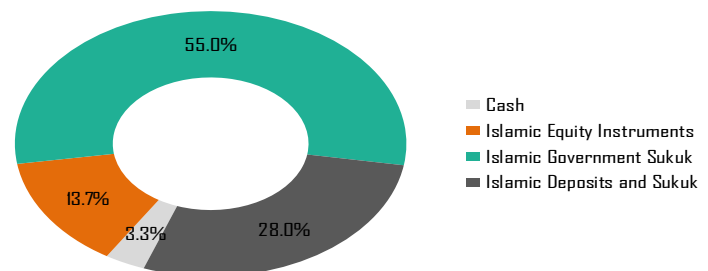
Assets Under Management	PKR 12.91 Billion
Launch Date	09/02/2015
Bid Price At Inception	950.00
Bid Price (31st August 2022)	1,330.33
Category	Balanced
Pricing Mechanism	Daily (Forward)
Management Fee	1.5% per annum
Pricing Days	Monday-Friday
Risk Profile	Low to Moderate

### Fund Performance:

Calendar YTD Return	3.84%
One-Year Return	1.57%
Three-year Annualised Return	8.44%
Five-Year Annualised Return	4.11%
Cumulative Return Since Inception	40.03%
Annualised Return Since Inception	4.54%

\*All returns above are net of charges

### Asset Allocation:



	Aug-22	Jul-22
Cash	3.3%	3.5%
Equity	13.7%	14.6%
Government Debt	55.0%	52.4%
Other Debt	28.0%	29.5%

Equity Sector Allocation	
Fertilizer	19.4%
Oil & gas exploration companies	17.2%
Technology & communication	15.0%
Commercial banks	11.0%
Others	37.4%

Credit Quality of Portfolio	
AAA	66.3%
AA+	2.9%
AA	30.8%

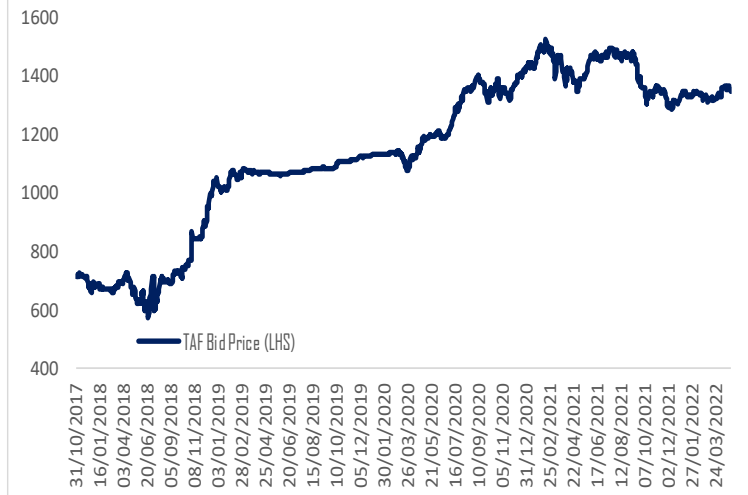
## Takaful Aggressive Fund (TAF)

### Fund Objective:

TAF aims to provide superior Shariah-compliant risk-adjusted returns and has an aggressive risk profile.

TAF invests in Shariah-compliant (i) equities, (ii) deposits, (iii) government and corporate sukuk, and (iv) Certificates of Investment (COI).

### TAF Bid Price and Returns:



### Fund Information:

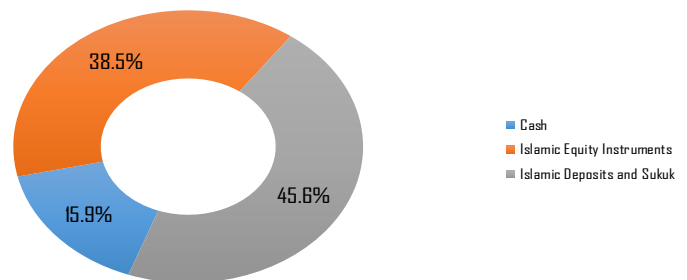
Assets Under Management	PKR 744.36 Million
Launch Date	04/04/2017
Bid Price At Inception	950
Bid Price (31st August 2022)	1,349.27
Category	Balanced
Pricing Mechanism	Daily (Forward)
Management Fee	1.5% per annum
Pricing Days	Monday-Friday
Risk Profile	Moderate to High

### Fund Performance:

Calendar YTD Return	2.42%
One-Year Return	-8.79%
Annualised Return Since Inception	6.70%

\* All returns above are net of charges

### Asset Allocation:



	Aug-22	Jul-22
Cash	15.9%	6.7%
Equity	38.5%	42.0%
Other Debt	45.6%	51.3%

### Equity Sector Allocation

Fertilizer	28%
Oil & gas exploration companies	19%
Technology & communication	16%
Commercial banks	10%
Others	28%

### Credit Quality of Portfolio

AA+	8%
AA	92%

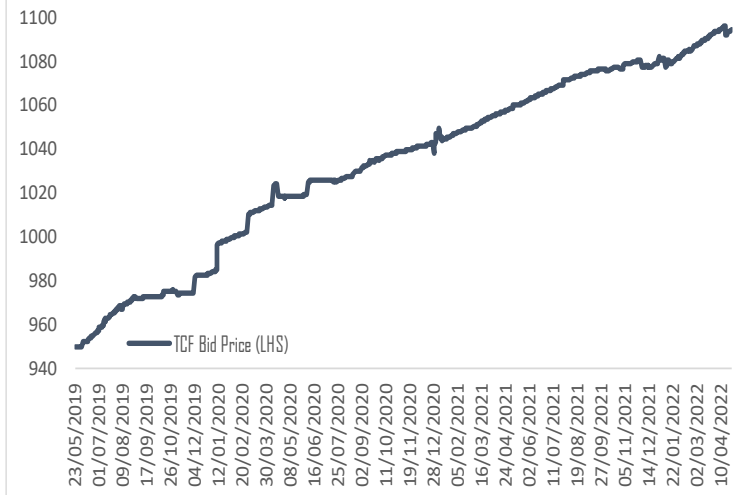
## Takaful Conservative Fund (TCF)

### Fund Objective:

TCF aims to provide Shariah-compliant returns and has a conservative risk profile.

TCF invests in Shariah-compliant (i) deposits, (ii) government and corporate sukuk, and (iii) Certificates of Investment (COI).

### TCF Bid Price and Returns:



### Fund Information:

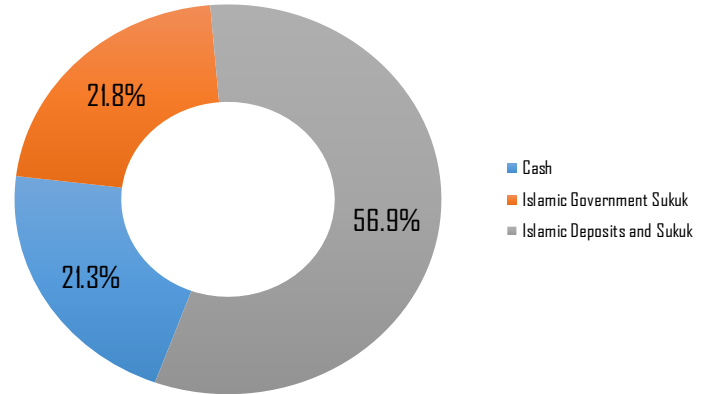
Assets Under Management	PKR 597.25 Million
Launch Date	23/05/2019
Bid Price At Inception	950
Bid Price (31st August 2022)	1,139.29
Category	Conservative
Pricing Mechanism	Daily (Forward)
Management Fee	1.5% per annum
Pricing Days	Monday-Friday
Risk Profile	Low

### Fund Performance:

YTD Annualised Return	7.84%
One-Year Return	6.06%
Annualised Return Since Inception	5.70%

\*All returns above are net of charges.

### Asset Allocation:



	Aug-22	Jul-22
Cash	21.3%	8.8%
Government Debt	21.8%	26.2%
Other Debt	56.9%	65.0%

### Credit Quality of Portfolio

AAA	28.0%
AA	72.0%