


EFU LIFE ASSURANCE LIMITED
Statement of Changes in Net Assets
As on 31st March 2020




	Managed Growth Fund	Guaranteed Growth Fund	Capital Growth Fund	Altemad Growth Fund	Pension Fund	Aggressive Fund	Takaful Growth Fund	Takaful Aggressive Fund	Takaful Conservative Fund
-----Rupees in '000-----									
Fund brought forward	101,933,034	2,627,195	180,193	5,213,168	20,486	239,951	4,675,139	207,260	32,197
Value of creation of units	4,073,835	185,387	-	336,996	36	37,407	580,600	34,676	50,034
Increase (decrease) in value of investments in the financial year	(330,223)	-	(5,103)	(191,028)	(1,282)	(8,746)	(67,150)	(8,158)	-
Other income	2,309,811	84,467	3,815	143,542	959	6,861	135,593	3,425	1,108
	6,053,422	269,854	(1,288)	289,510	(287)	35,521	649,043	29,943	51,143
Total income	107,986,456	2,897,049	178,905	5,502,678	20,200	275,472	5,324,182	237,203	83,340
Management charges	(384,111)	(9,956)	(653)	(20,579)	(68)	(942)	(18,228)	(681)	(105)
Tax paid									
Other expenditure	(5,774)								
Increase (decrease) in provisions									
Value of cancellation of units	(4,239,809)	(166,206)	(3,841)	(216,448)	(1,234)	(22,048)	(189,830)	(52,522)	(10,834)
Total expenditure	(4,629,694)	(176,163)	(4,494)	(237,028)	(1,301)	(22,990)	(208,058)	(53,203)	(10,940)
Fund carried forward	103,356,762	2,720,886	174,411	5,265,650	18,898	252,482	5,116,123	184,000	72,400


Director
HA


Director
SNZ


Managing Director &
Chief Executive


Chairman
Reo

EFU LIFE ASSURANCE LIMITED
Statement of Net Assets
Ason 31st March 2020




Managed Growth Fund	Guaranteed Growth Fund	Capital Growth Fund	Aitemad Growth Fund	Pension Fund	Aggressive Fund	Takaful Growth Fund	Takaful Aggressive Fund	Takaful Conservative Fund
---------------------	------------------------	---------------------	---------------------	--------------	-----------------	---------------------	-------------------------	---------------------------

-----Rupees in '000-----


Bank Balance	8,148,824	251,192	145,202	719,714	13,429	111,533	847,574	76,849	19,582
Total Value of Investment	94,332,665	2,379,000	29,189	4,512,303	5,369	142,603	4,171,564	144,225	15,000
Accrued Interest / Dividend Receivable / Payable	1,070,332	44,753	654	59,440	114	90	60,110	3,102	104
	59,167	47,932	(399)	(17,501)	14	(1,557)	40,608	(40,015)	37,742
Total Fund Value	103,610,989	2,722,877	174,646	5,273,957	18,925	252,668	5,119,855	184,162	72,428
Management Charges	(75,585)	(1,991)	(128)	(3,870)	(14)	(186)	(3,732)	(162)	(27)
Cost of Disposition	(178,642)		(107)	(4,437)	(13)				
Net Assets Value	103,356,762	2,720,886	174,411	5,265,650	18,898	252,482	5,116,123	184,000	72,400


 Director

17A


 Director

SNZ


 Managing Director &
 Chief Executive


 Chairman

REB

EFU Life Assurance Limited
Statement of Investment Performance Measurement of the Unit Linked Funds
As on 31st March 2020

Previous 10 Years				
Sr. No.	Name of the Unit Linked Fund	Type of Fund	Bid price at the beginning of the period (A) 31-Mar-2010	Bid price at the ending of the period (B) 31-Mar-2020
1	Managed Growth Fund		710.2800	1,668.9552
2	Capital Growth Fund		209.7000	405.4106
3	Altamad Growth Fund		568.8000	1,260.9079
4	Pension Fund		131.4000	305.2032
5	Guaranteed Growth Fund		497.6000	1,054.8720

Previous 05 Years				
Sr. No.	Name of the Unit Linked Fund	Type of Fund	Bid price at the beginning of the period (A) 31-Mar-2015	Bid price at the ending of the period (B) 31-Mar-2020
1	Managed Growth Fund		1,337.0300	1,668.9552
2	Capital Growth Fund		344.3300	405.4106
3	Altamad Growth Fund		993.2500	1,260.9079
4	Pension Fund		244.7500	305.2032
5	Guaranteed Growth Fund		775.6500	1,054.8720
6	Takaful Growth Fund		955.7400	1,094.5503

Previous 12 Months				
Sr. No.	Name of the Unit Linked Fund	Type of Fund	Bid price at the beginning of the period (A) 31-Mar-2019	Bid price at the ending of the period (B) 31-Mar-2020
1	Managed Growth Fund		1,593.1420	1,668.9552
2	Capital Growth Fund		417.2141	405.4106
3	Altamad Growth Fund		1,274.6327	1,260.9079
4	Pension Fund		300.8067	305.2032
5	Guaranteed Growth Fund		947.6906	1,054.8720
6	Aggressive Fund		1,103.5719	1,107.9223
7	Takaful Growth Fund		1,065.3798	1,094.5503
8	Takaful Aggressive Fund		1,077.2822	1,099.5668
9	Takaful Conservative Fund		950.0000	1,013.1154

Note:

- Fund prices of TCF is of 23rd May 2019


 Director


 Director


 Managing Director &
 Chief Executive


 Chairperson

HA
S 1/2
REB