

**EFU LIFE ASSURANCE LIMITED**  
**Statement of Changes in Net Assets**  
**As on 31st December 2015**

Rupees in '000

	Managed Growth Fund	Guaranteed Growth Fund	Capital Growth Fund	Aitemad Growth Fund	Pension Fund	Takaful Growth Fund
	-----Rupees in '000-----					
Fund brought forward	57,247,177	1,141,683	290,574	1,216,800	22,631	5,000
Value of creation of units	23,595,931	351,752	291	572,586	1,165	60,609
Increase (decrease) in value of investments in the financial year	642,501	(1,926)	3,113	135,362	(285)	(59)
Other income	7,318,167	89,938	25,299	124,214	1,722	823
	<b>31,556,599</b>	<b>439,764</b>	<b>28,703</b>	<b>832,162</b>	<b>2,602</b>	<b>61,373</b>
<b>Total income</b>	<b>88,803,776</b>	<b>1,581,448</b>	<b>319,277</b>	<b>2,048,963</b>	<b>25,233</b>	<b>66,373</b>
Management charges	(1,029,727)	(18,056)	(4,225)	(22,059)	(321)	(302)
Tax paid						
Other expenditure	(29,990)		11	(1,273)	2	
Increase (decrease) in provisions	(6,359)					
Value of cancellation of units	(8,863,934)	(210,016)	(42,549)	(170,618)	(2,957)	(5,032)
<b>Total expenditure</b>	<b>(9,930,010)</b>	<b>(228,072)</b>	<b>(46,763)</b>	<b>(193,950)</b>	<b>(3,276)</b>	<b>(5,335)</b>
Fund carried forward	<b>78,873,766</b>	<b>1,353,376</b>	<b>272,514</b>	<b>1,855,013</b>	<b>21,957</b>	<b>61,038</b>


**Taher G. Sachak**  
**Managing Director &**  
**Chief Executive Officer**

**S. Shahid Abbas**  
**Chief Financial Officer**

**EFU LIFE ASSURANCE LIMITED**  
**Statement of Net Assets**  
**As on 31st December 2015**

Rupees in '000

	Managed Growth Fund	Guaranteed Growth Fund	Capital Growth Fund	Aitemad Growth Fund	Pension Fund	Takaful Growth Fund
	-----Rupees in '000-----					
<b>Bank Balance</b>	<b>992,800</b>	<b>58,641</b>	<b>64,065</b>	<b>116,435</b>	<b>5,700</b>	<b>35,791</b>
<b>INVESTMENTS</b>						
Pakistan Investment Bonds	41,433,726		143,282		9,828	
Term Finance Certificates	1,472,141		8,118	189,400		
Treasury Bills	4,473,778		6,993			
Term Deposits	8,525,000	1,250,000		550,000	1,000	10,000
Modaraba Certificate				190,000		3,341
Shares & Mutual Funds	19,516,774		51,622	738,641	5,076	
<b>Accrued Interest / Dividend Receivable / Payable Brokers Sundry Receivable / Payable</b>	<b>1,779,877 (6) 786,233</b>	<b>13,000 32,180</b>	<b>7,190 (8,386)</b>	<b>12,035 55,232</b>	<b>373 11</b>	<b>68 11,858</b>
<b>Total Fund Value</b>	<b>78,980,323</b>	<b>1,353,821</b>	<b>272,884</b>	<b>1,851,743</b>	<b>21,988</b>	<b>61,058</b>
Management Charges	(25,966)	(445)	(90)	(609)	(7)	(20)
Cost of Disposition	(102,919)		(280)	(2,820)	(24)	
<b>Net Assets Value</b>	<b>78,851,438</b>	<b>1,353,376</b>	<b>272,514</b>	<b>1,848,314</b>	<b>21,957</b>	<b>61,038</b>



Taher G. Sachak  
**Managing Director &  
Chief Executive Officer**



S. Shahid Abbas  
**Chief Financial Officer**

**EFU Life Assurance Limited**  
**Statement of Investment Performance Measurement of the Unit Linked Funds**  
**For the Period ended December 31 2015**

Previous 10 Years					
Sr. No.	Name of the Unit Linked Fund	Type of Fund	Bid price at the beginning of the period (A) 31-Dec-2005	Bid price at the ending of the period (B) 31-Dec-2015	Investment Yield % $Y=((B/A)-1) \times 100$
1	Managed Growth Fund		505.49	1,461.77	189.178%
2	Capital Growth Fund		121.25	367.22	202.861%
3	Aitemad Growth Fund		475.00	1,172.12	146.763%
4	Pension Fund		99.84	256.15	156.557%
5	Guaranteed Growth Fund		475.00	807.89	70.083%

**Note:**


- 1 Fund GGF was started on 07 October 2009 therefore its initial price as on 7th October 2009 is taken
- 2 Fund AGF was started on 24 February 2008 therefore its initial price as on 24 February 2008 is taken

Previous 05 Years					
Sr. No.	Name of the Unit Linked Fund	Type of Fund	Bid price at the beginning of the period (A) 31-Dec-2010	Bid price at the ending of the period (B) 31-Dec-2015	Investment Yield % $Y=((B/A)-1) \times 100$
1	Managed Growth Fund		746.37	1,461.77	95.850%
2	Capital Growth Fund		217.48	367.22	68.852%
3	Aitemad Growth Fund		607.28	1,172.12	93.012%
4	Pension Fund		143.51	256.15	78.487%
5	Guaranteed Growth Fund		533.65	807.89	51.390%


Previous 12 Months					
Sr. No.	Name of the Unit Linked Fund	Type of Fund	Bid price at the beginning of the period (A) 31-Dec-2014	Bid price at the ending of the period (B) 31-Dec-2015	Investment Yield % $Y=((B/A)-1) \times 100$
1	Managed Growth Fund		1,315.05	1,461.35	11.125%
2	Capital Growth Fund		337.62	367.22	8.767%
3	Aitemad Growth Fund		1,001.32	1,167.89	16.635%
4	Pension Fund		242.94	256.15	5.436%
5	Guaranteed Growth Fund		762.66	807.89	5.931%
6	Takaful Growth Fund		950.00	974.18	2.7977%

**Note:**

- 1 For the purpose of annualized return reporting, beginning bid price is of 1st September 2014 and ending bid price is of 30 September 2015
- 2 For Takaful Growth Fund, initial Bid price is taken i.e. of 2 Feb 2015 and is annualized on remaining period.



**Taher G. Sachak**  
**Managing Director &**



**S. Shahid Abbas**  
**Chief Financial Officer**